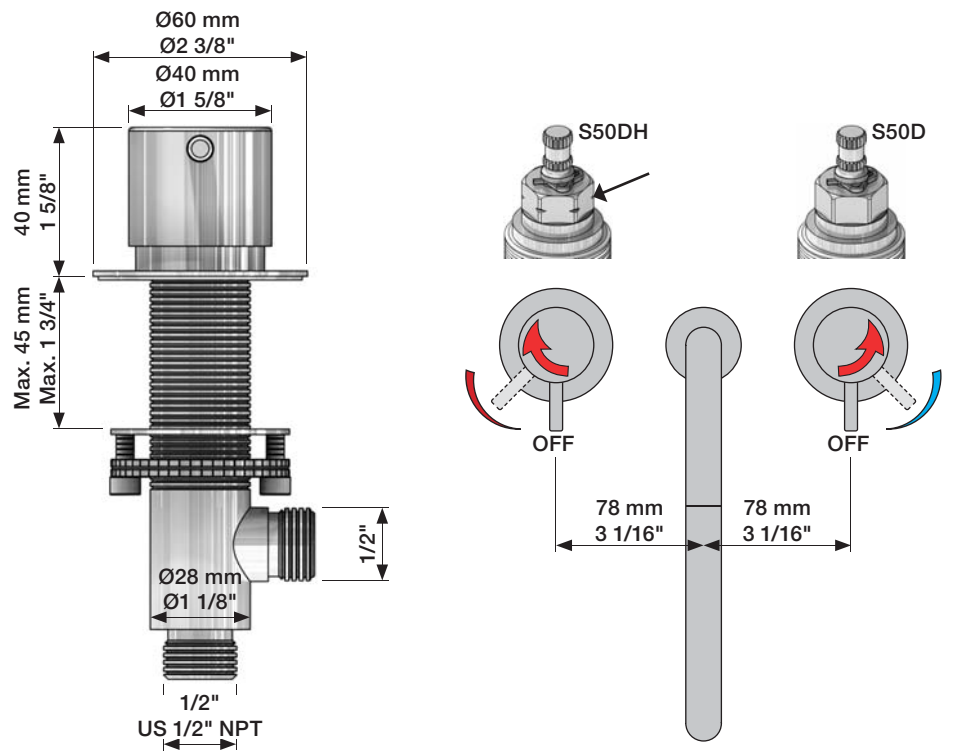


VOLA S50, S50D, S50DH
 VOLA KV3, KV4, KV9, KV10, KV15
 VOLA HV5, HV8, HV10
 VOLA SC2, SC4, SC6, SC8, SC11, SC13

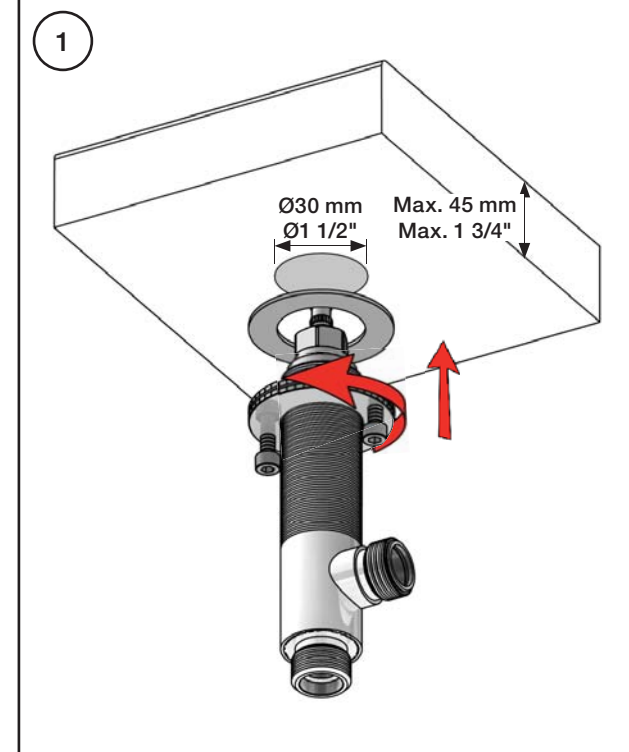
Fitting instruction
 Montageanleitung
 Monteringsvejledning
 Monteringsvægledning
 Montage hanleiding
 Manuel de montage



Data, 3 Bar:

	l/min.	Gal/min.
S50:	32,0	8.5
KV3:	30,0	7.9
KV4:	9,0	2.4
KV10, 15:	9,0	2.4
HV5, 8, 10:	9,0	2.4
SC2, 4 (A24):	16,0	4.2
SC6, 8, 11, 13: (C)	26,0	6.9

Max. 65°C, 150°F



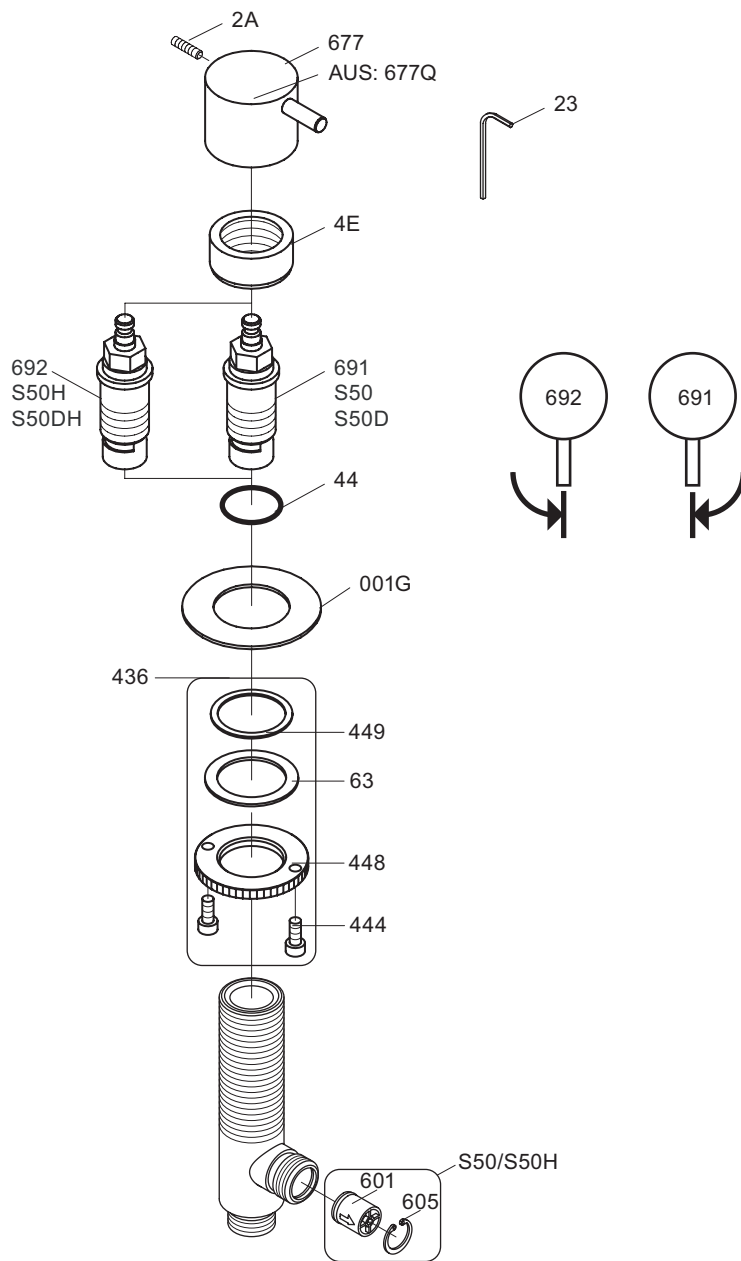


4A

mm:	H	D	h
090	210	200	145
090A	110	85	40
090B	185	100	114
090C	185	100	114
090D	220	200	130
090E	170	200	65
090G	185	140	105
090H	265	230	155
090I	325	230	216
090V	355	145	270

Inches:	H	D	h
090	8 1/2"	8"	5 3/4"
090A	4 1/4"	3 1/2"	1 1/2"
090B	7"	4"	4 1/2"
090C	7"	4"	4 1/2"
090D	8 3/4"	8"	5"
090E	6 3/4"	8"	2 1/2"
090G	7"	5 1/2"	4"
090H	10 1/2"	9"	6"
090I	12 3/4"	9"	8 1/2"
090V	14"	5 3/4"	10 1/2"





VR691i: VR23, VR44, VR691
 VR692i: VR23, VR44, VR692
 VR436: VR63, 2xVR444, VR448, VR449
 NR.7: VR2A, VR23, VR677



vola
 Lunavej 2
 DK-8700 Horsens
 Tlf : + 45 7023 5500
 sales@vola.com
 www.vola.com

VOLA S50/S50H VOLA S50D/S50DH

Date
Sep. 09

Rev.
2

Sheet
SB 31.3